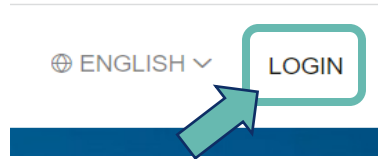


Accessing Bank page


1

Connect to your Saint-Gobain account : [click here](#) then click on login



2

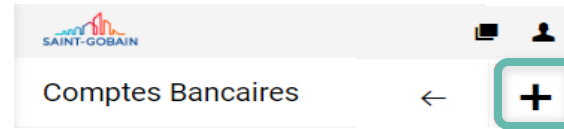
Access Your bank database



Entering Data

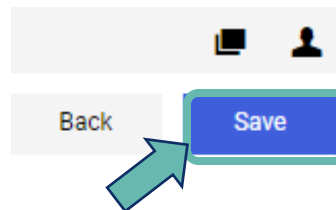
1

Click on “+” symbol to add a new bank account



2

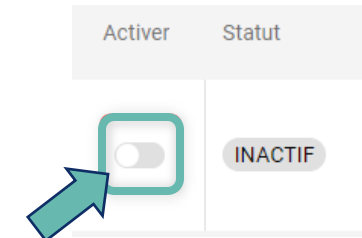
Fill in the form with your bank information and click on save



Sending data

1

Click on activation button for the bank account



2

“LOCKED” status indicate bank details have been sent for validation to procurement

